



Mid Day Meal Scheme Regional Workshop (27-28 May, 2016) Kolkata



Government of India
Ministry of Human Resource Development
Department of School Education and Literacy

Overview, issues and performance of the scheme

Key Challenges

- Beneficiaries against enrolment
- Delay in release of funds
- Implementation of MDM Rules, 2015
- Testing of Meals by accredited labs
- Completion of construction of sanctioned Kitchen-cum-stores
- Timely payment to FCI by States/UTs
- Provision of LPG and hand washing facilities
- Convergence with RBSK
- Timely Submission of MPRs and QPRs
- Meetings of District Level Committee
- Grievance Redressal Mechanisms
- Community Participation

Receipt of QPRs of 2015-16



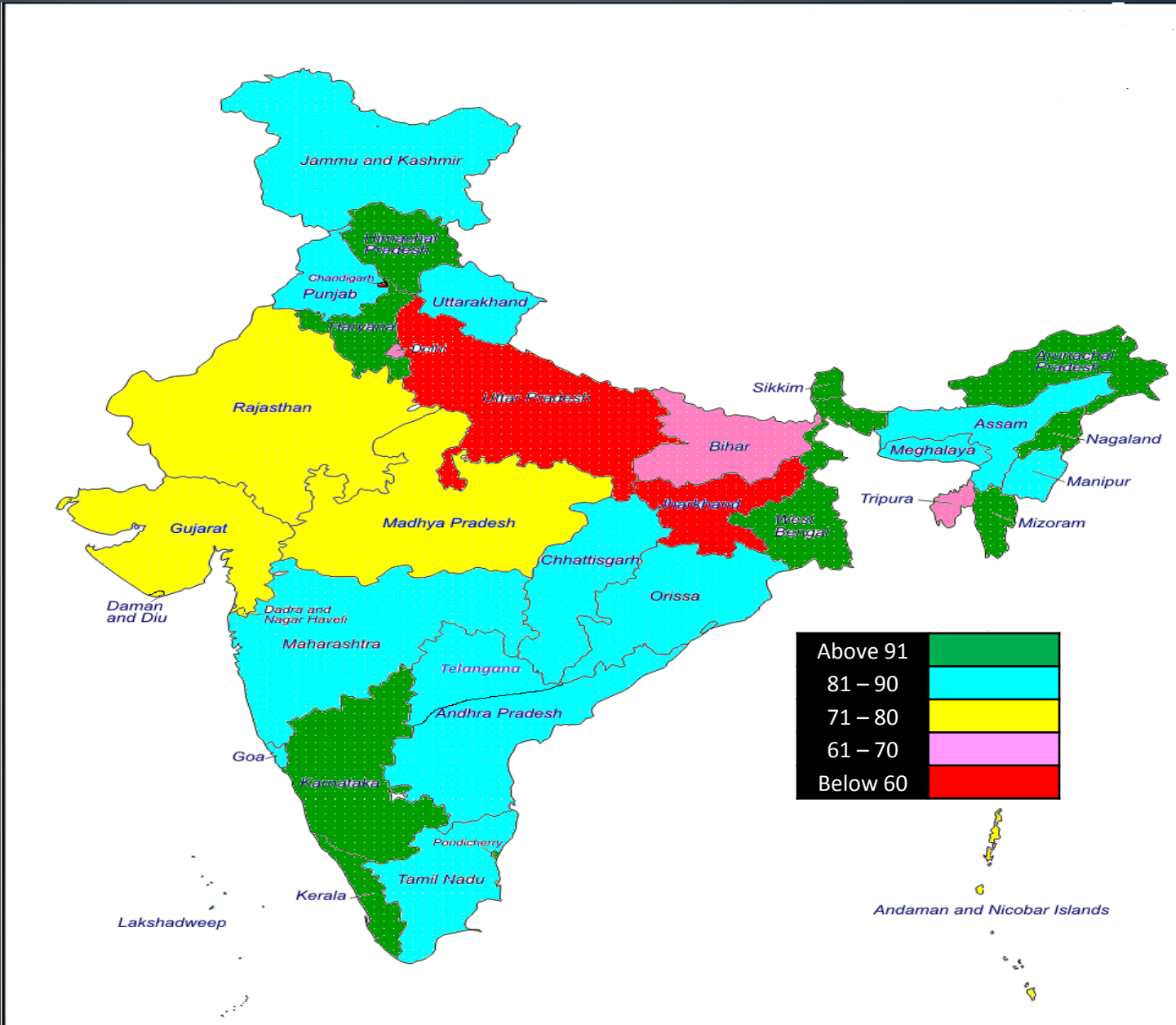
State / UT	Delay in number of days			
	1 st QPR	2 nd QPR	3 rd QPR	4 th QPR
Arunachal Pr	122	54	22	Not submitted
Assam	0	26	20	Not submitted
Himachal Pr	0	18	9	Not submitted
Manipur	20	32	38	Not submitted
Meghalaya	35	45	32	20
Mizoram	20	23	4	23
Nagaland	255	163	71	3
Odisha	25	26	18	Not submitted

Receipt of QPRs of 2015-16

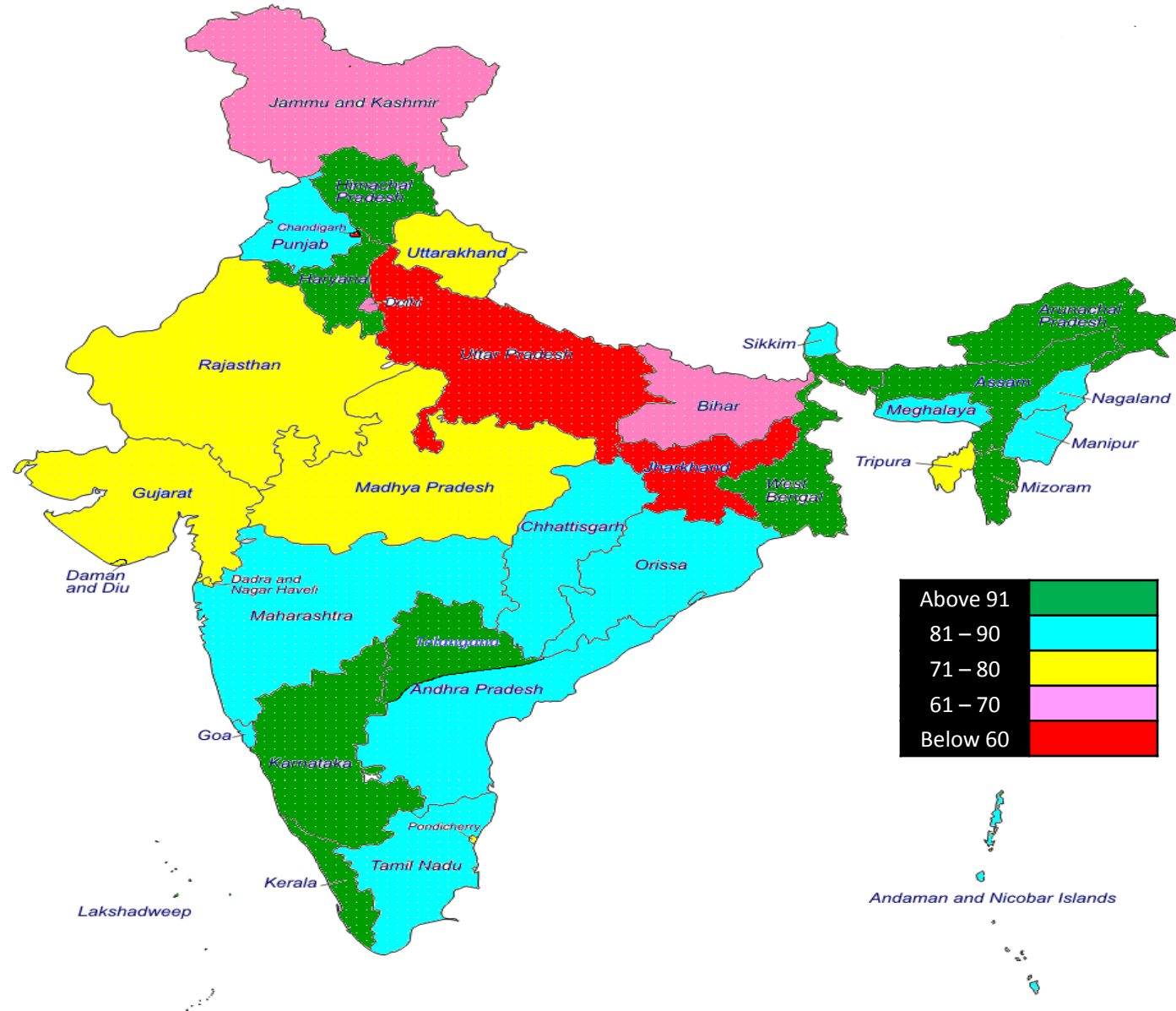


State / UT	Delay in number of days			
	1 st QPR	2 nd QPR	3 rd QPR	4 th QPR
Sikkim	45	32	0	23
Tripura	21	18	0	17
West Bengal	7	17	33	25
A & N Islands	0	0	0	9
Chandigarh	32	0	0	0
D&N Haveli	42	40	28	Not submitted
Daman & Diu	7	2	2	0
Delhi	4	46	18	Not submitted

Coverage of Children against Enrolment : 2014-15



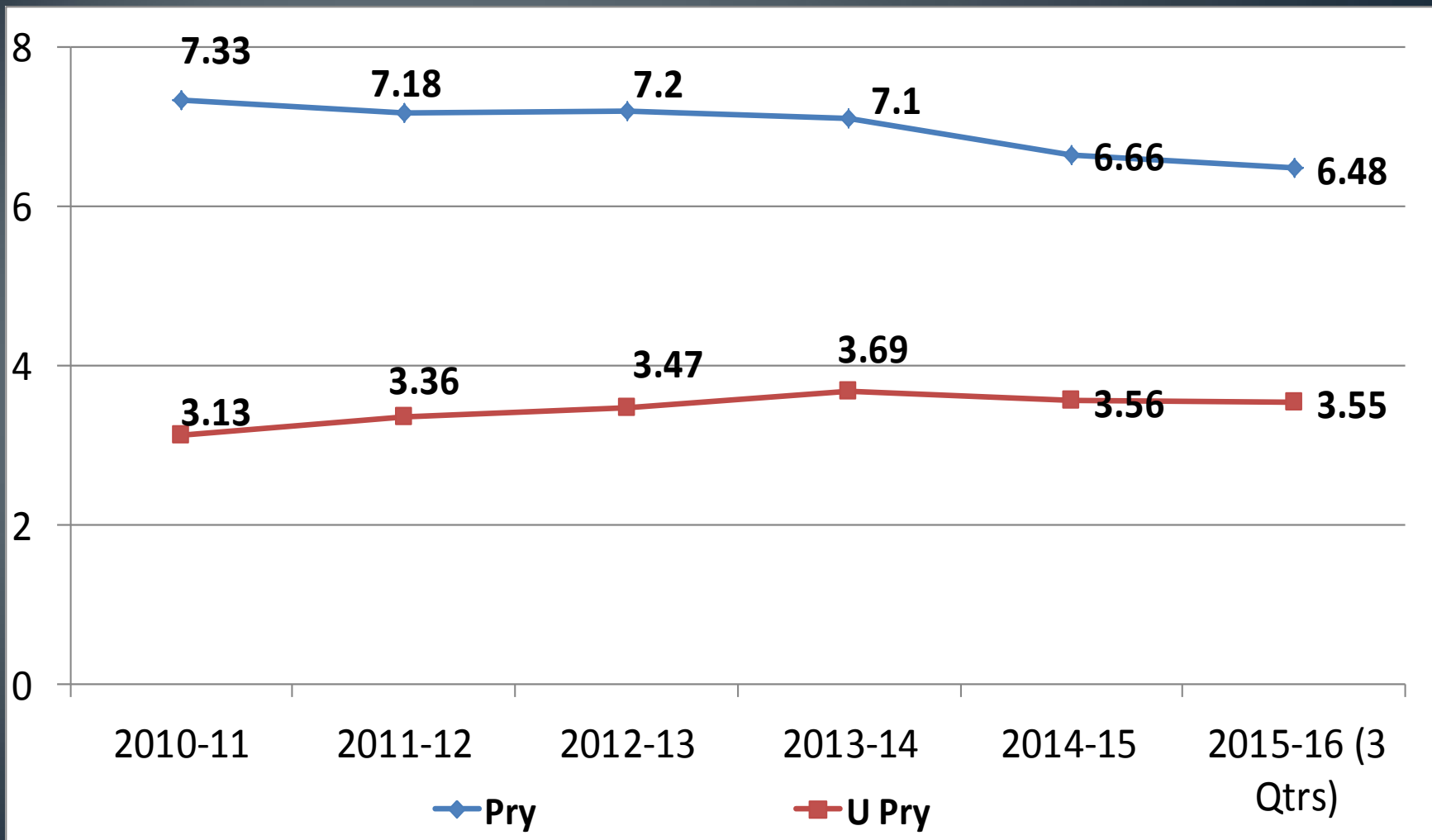
Coverage of Children against Enrolment : 2015-16



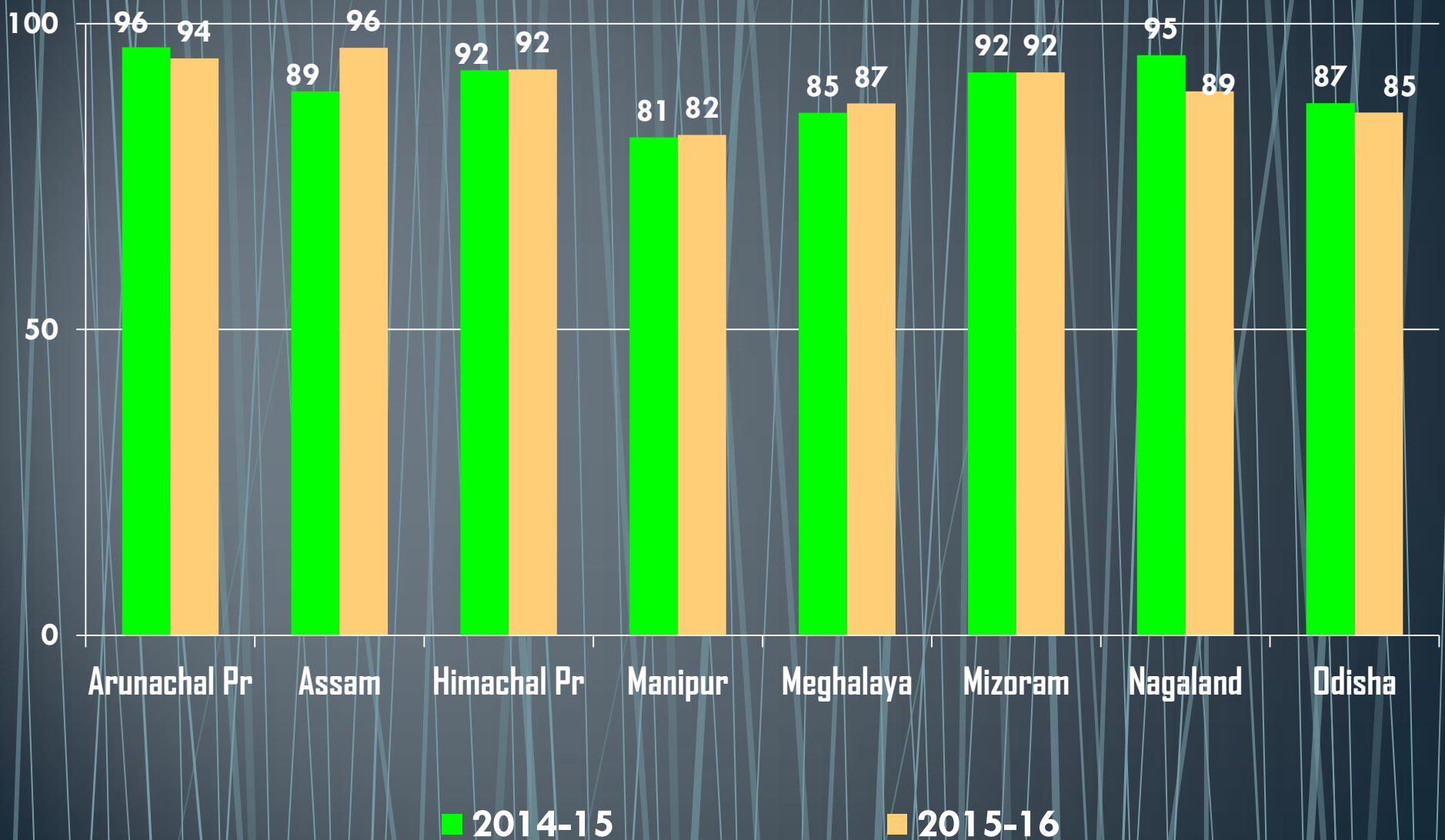
Above 91	Green
81 - 90	Cyan
71 - 80	Yellow
61 - 70	Pink
Below 60	Red

Andaman and Nicobar Islands

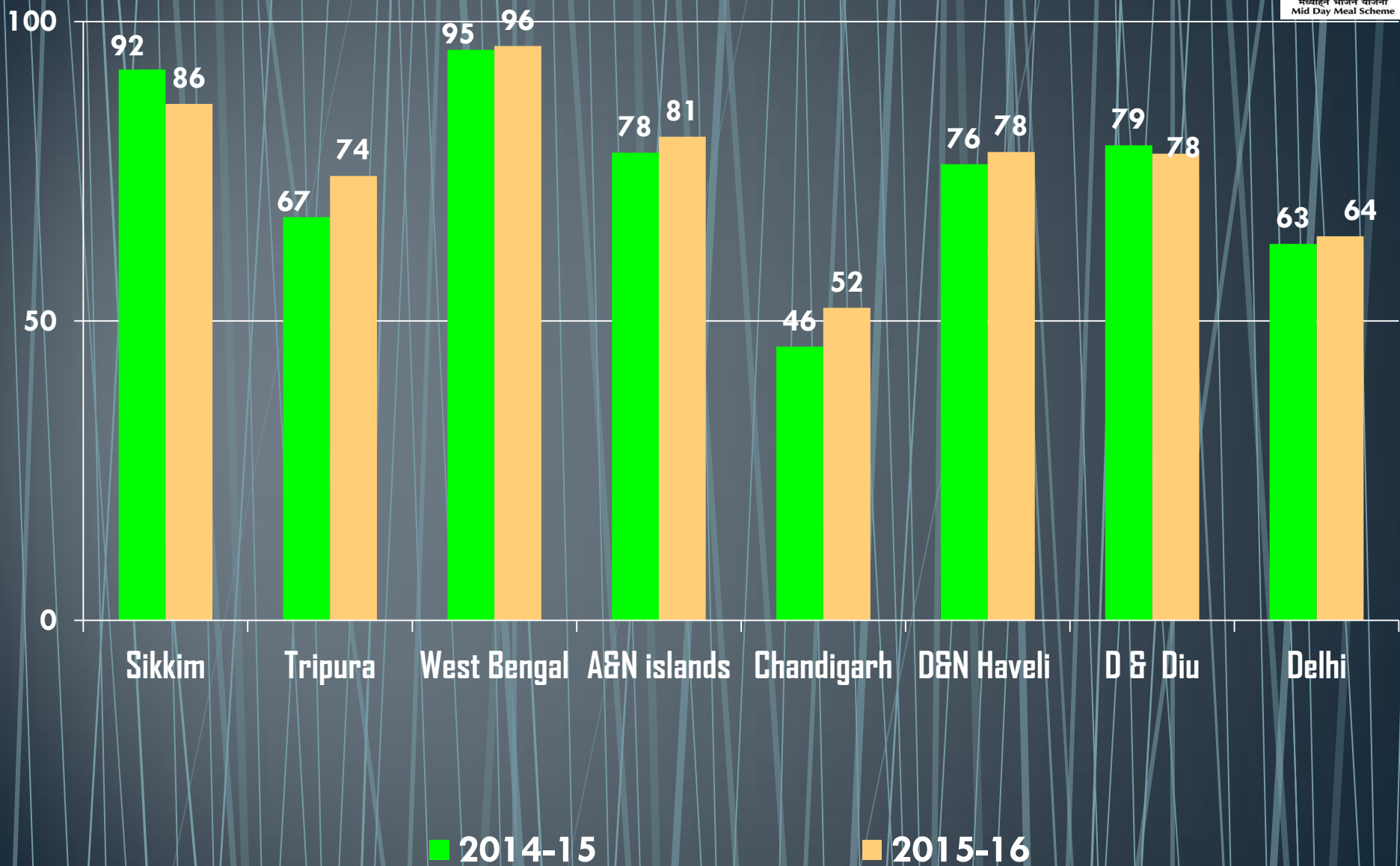
Trends of Coverage (in crore)



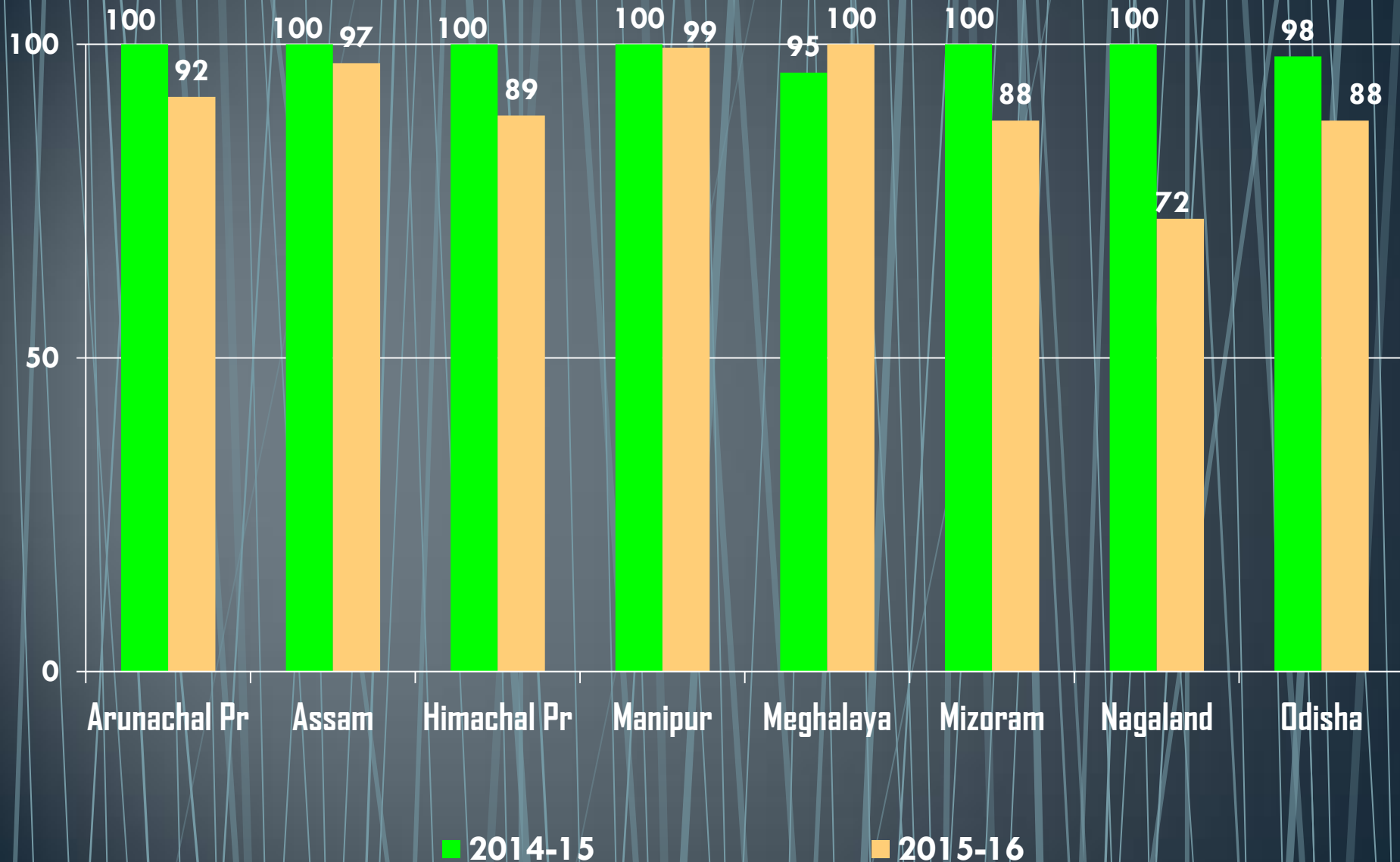
Coverage vis-à-vis Enrolment



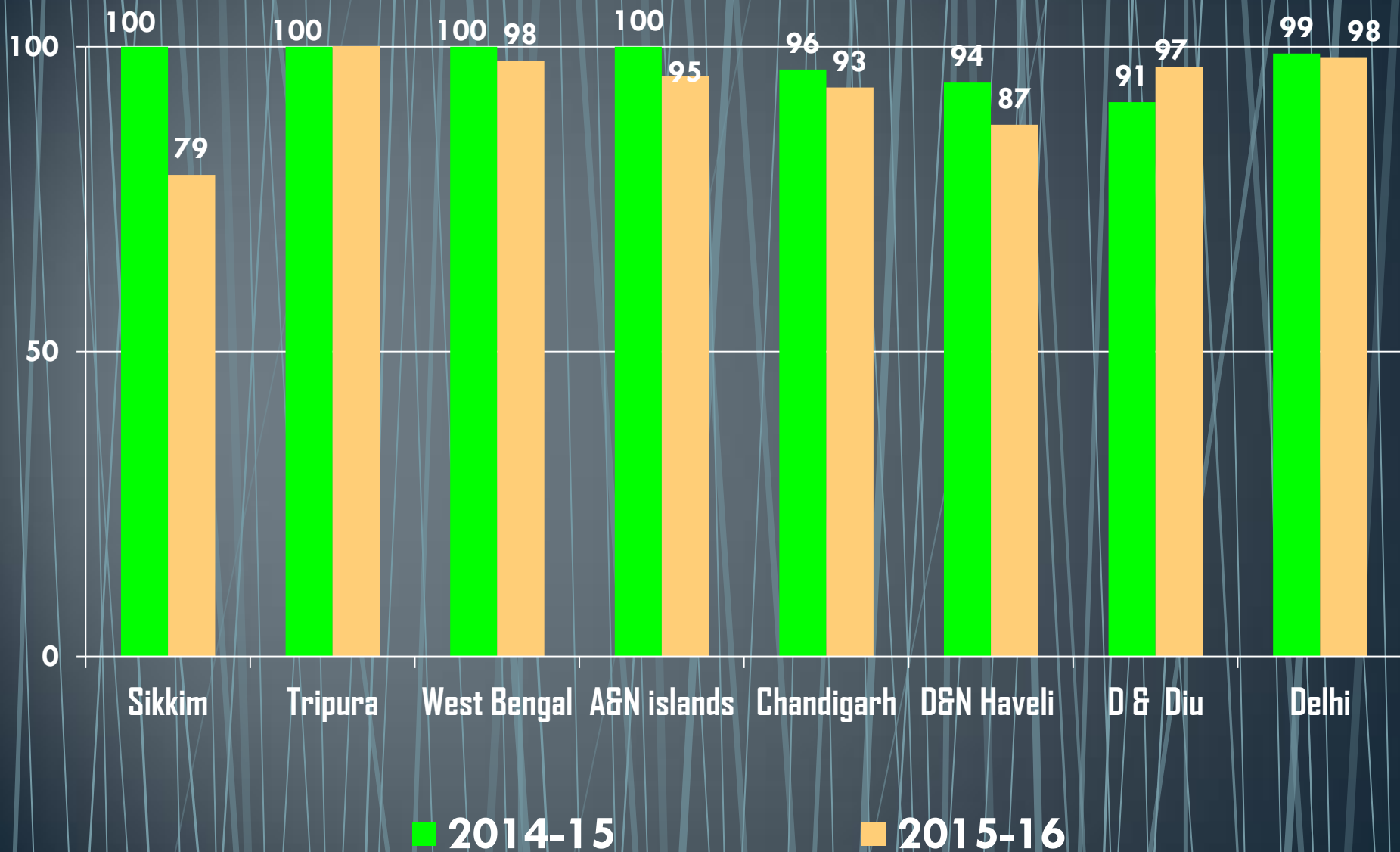
Coverage vis-à-vis Enrolment



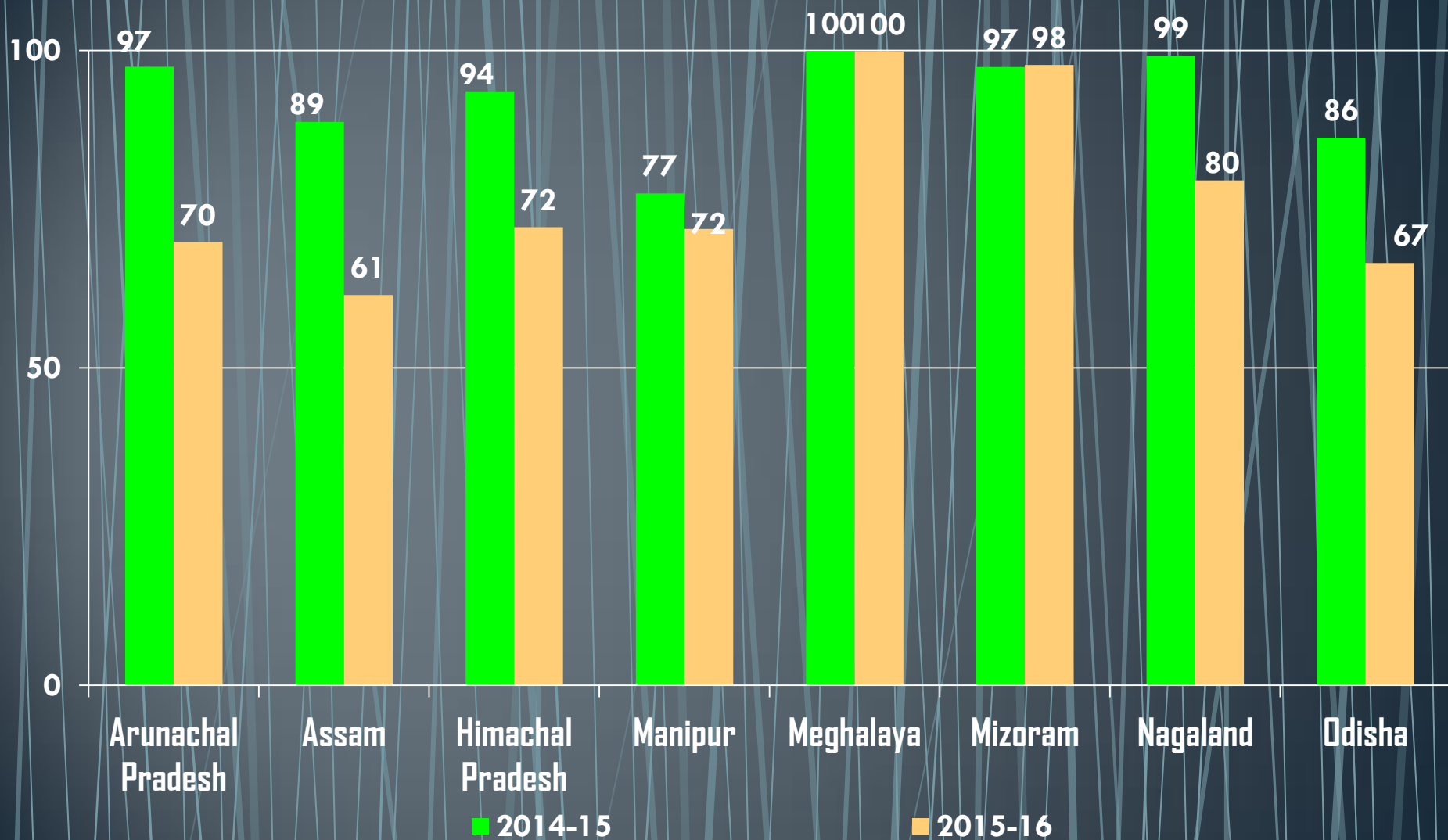
Coverage vis-à-vis PAB approval



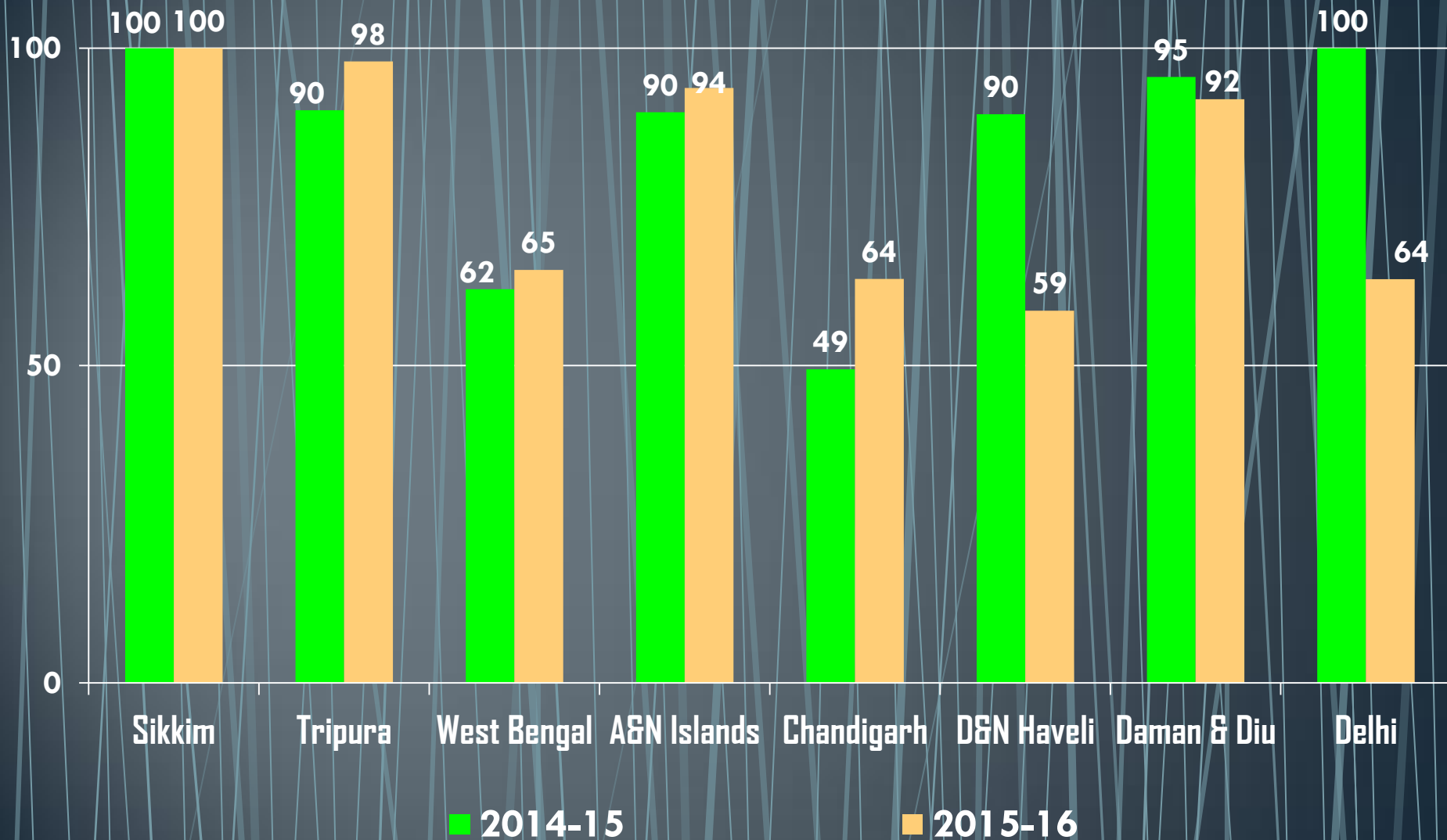
Coverage vis-à-vis PAB approval



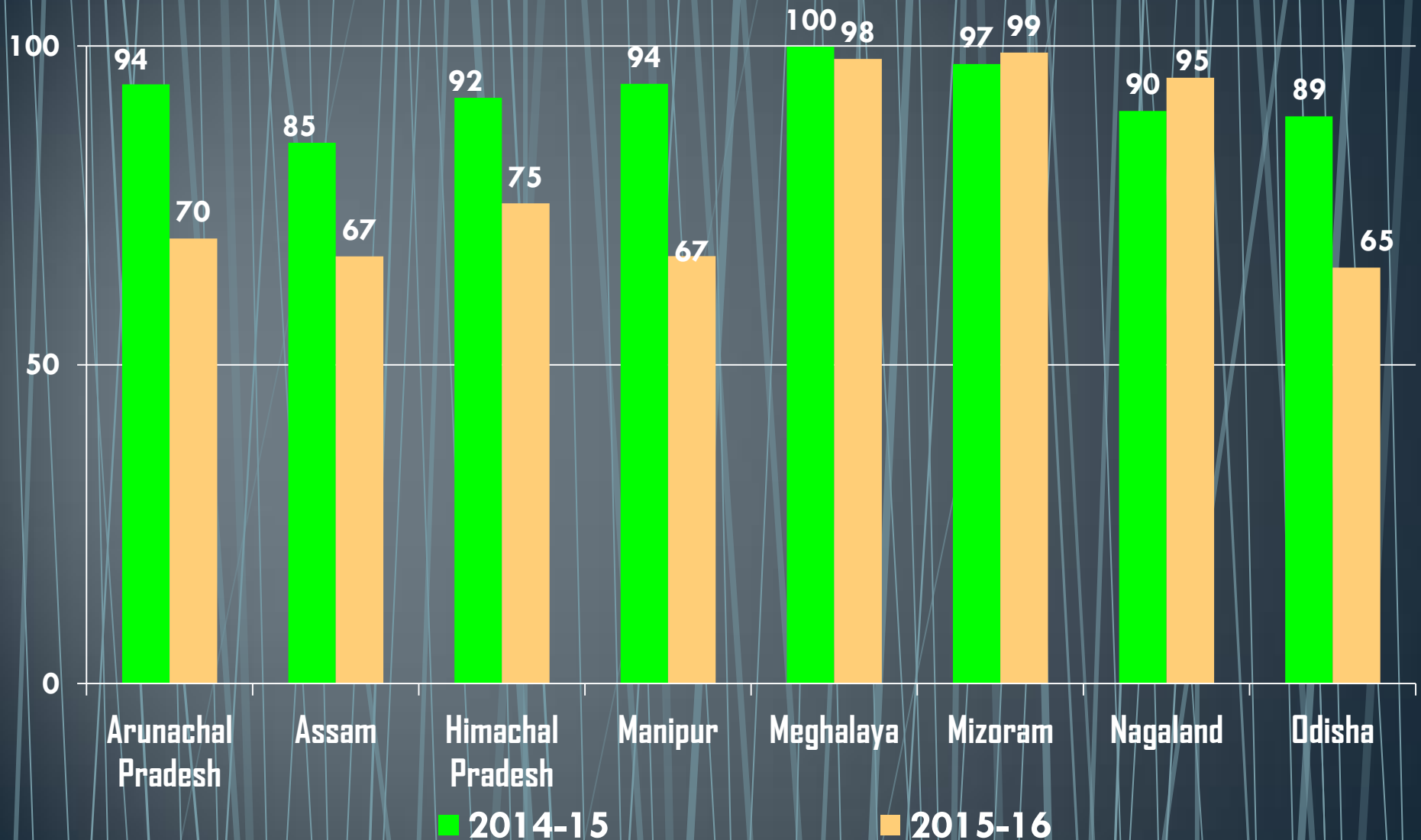
Food Grains Lifting



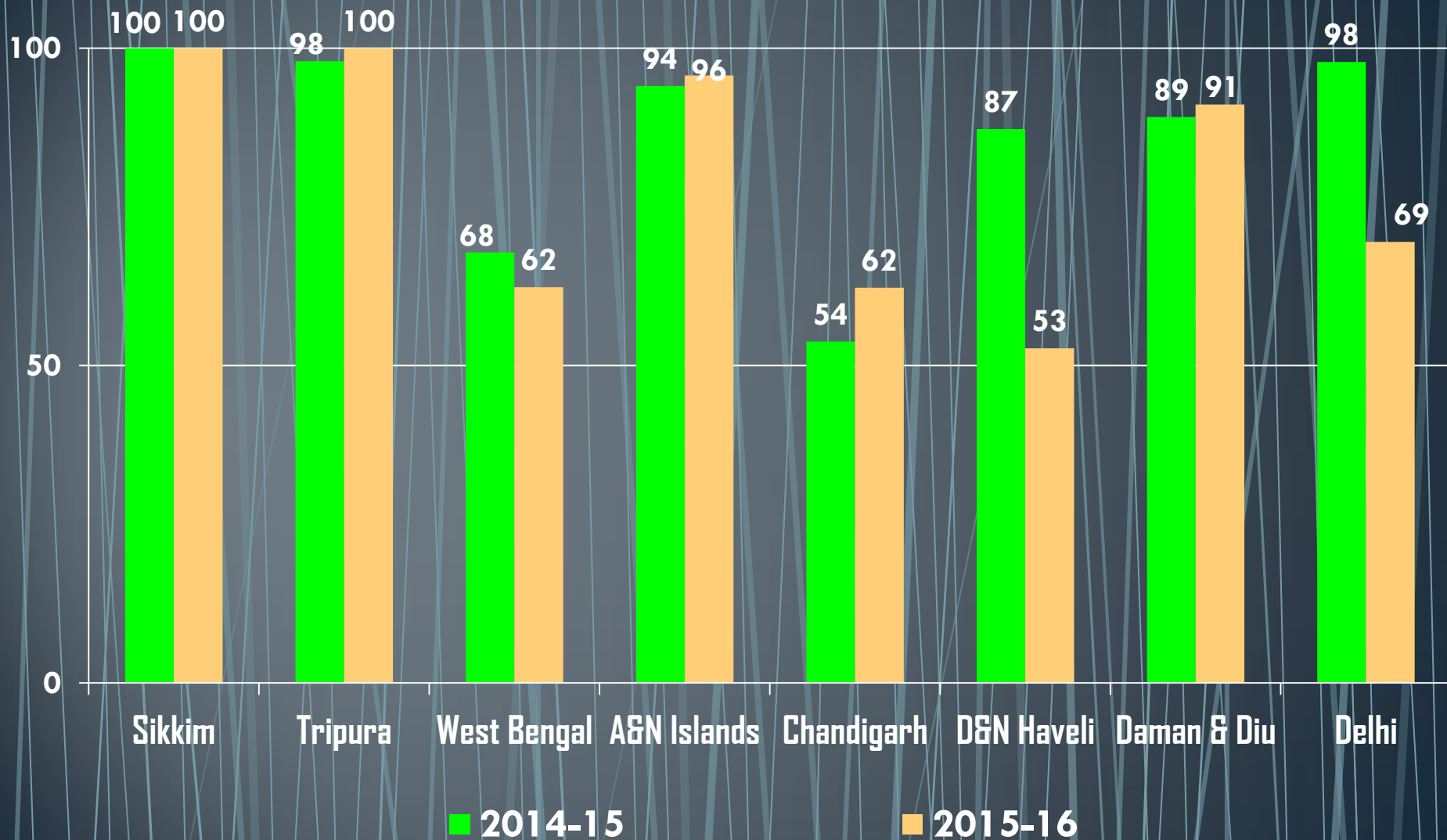
Food Grains Lifting



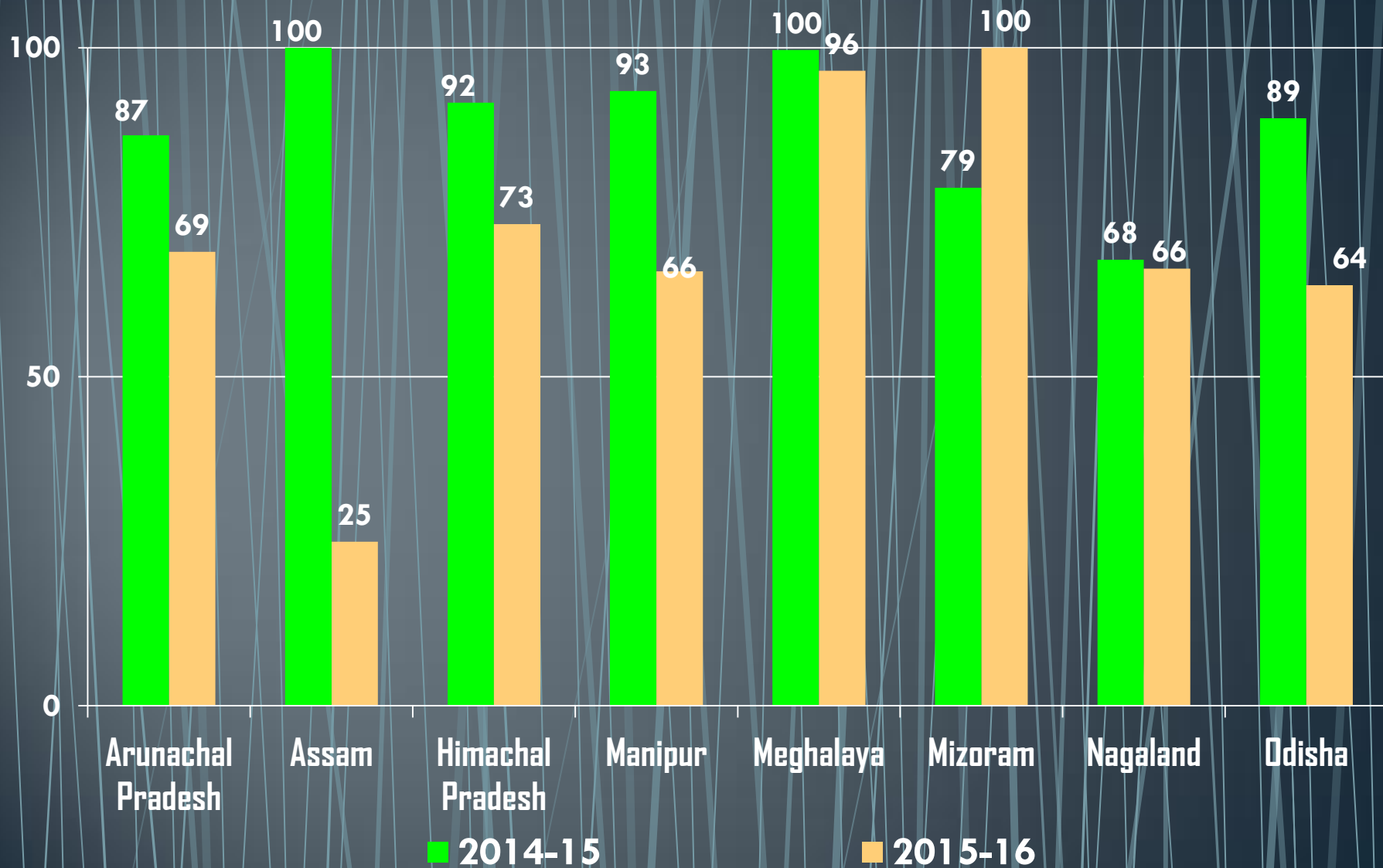
Food Grains Utilisation



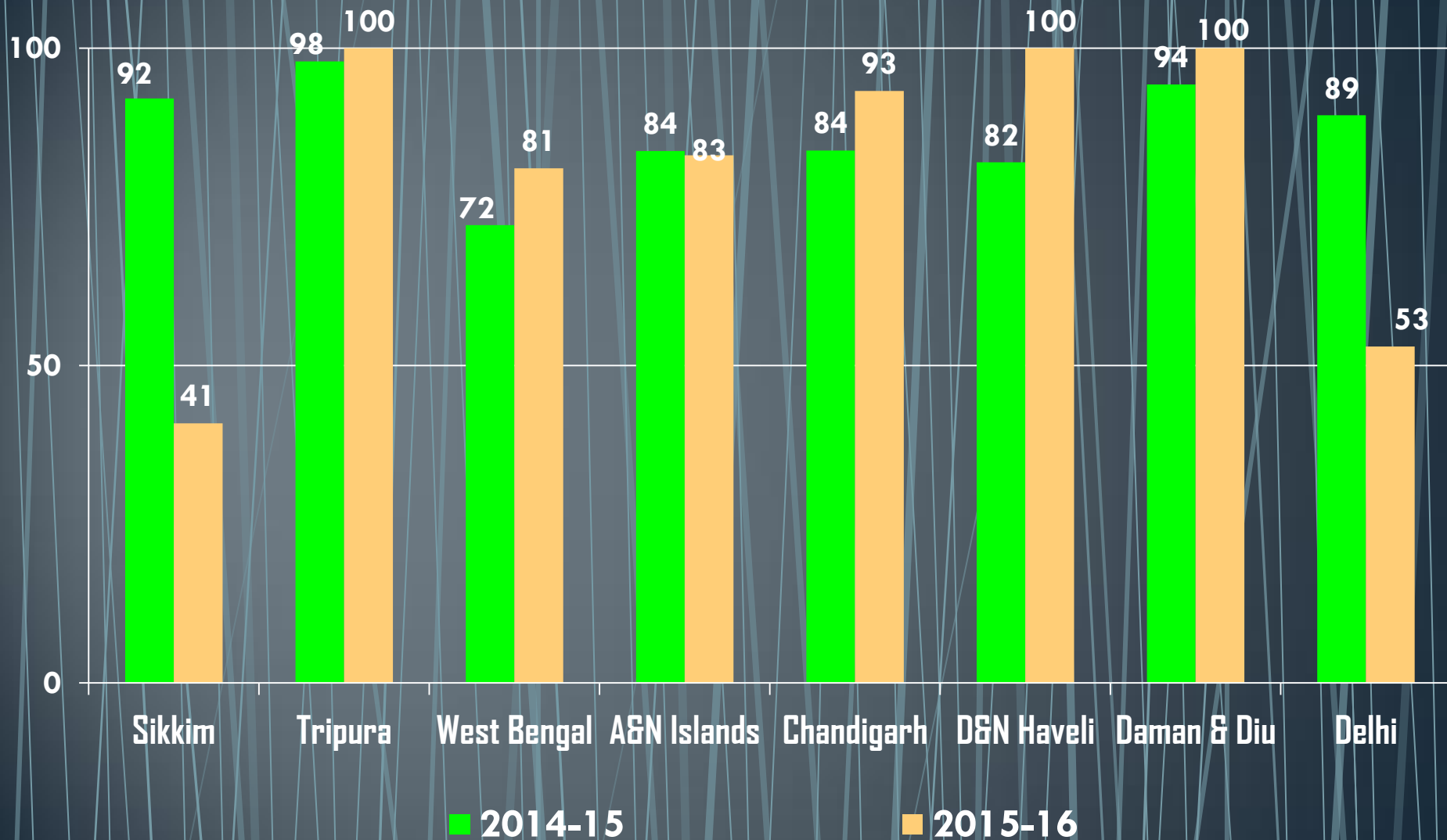
Food Grains Utilisation



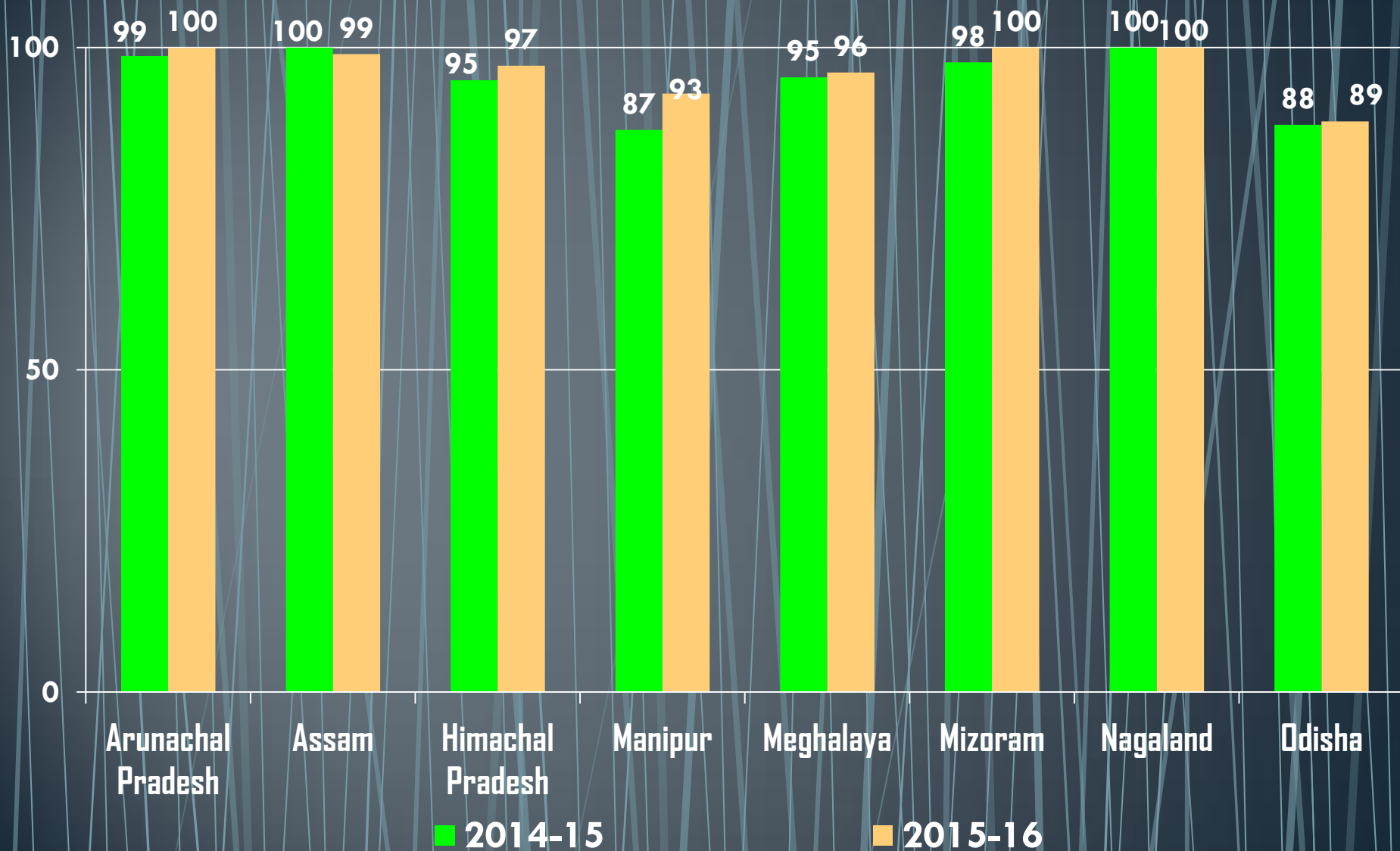
Cooking Cost Utilisation



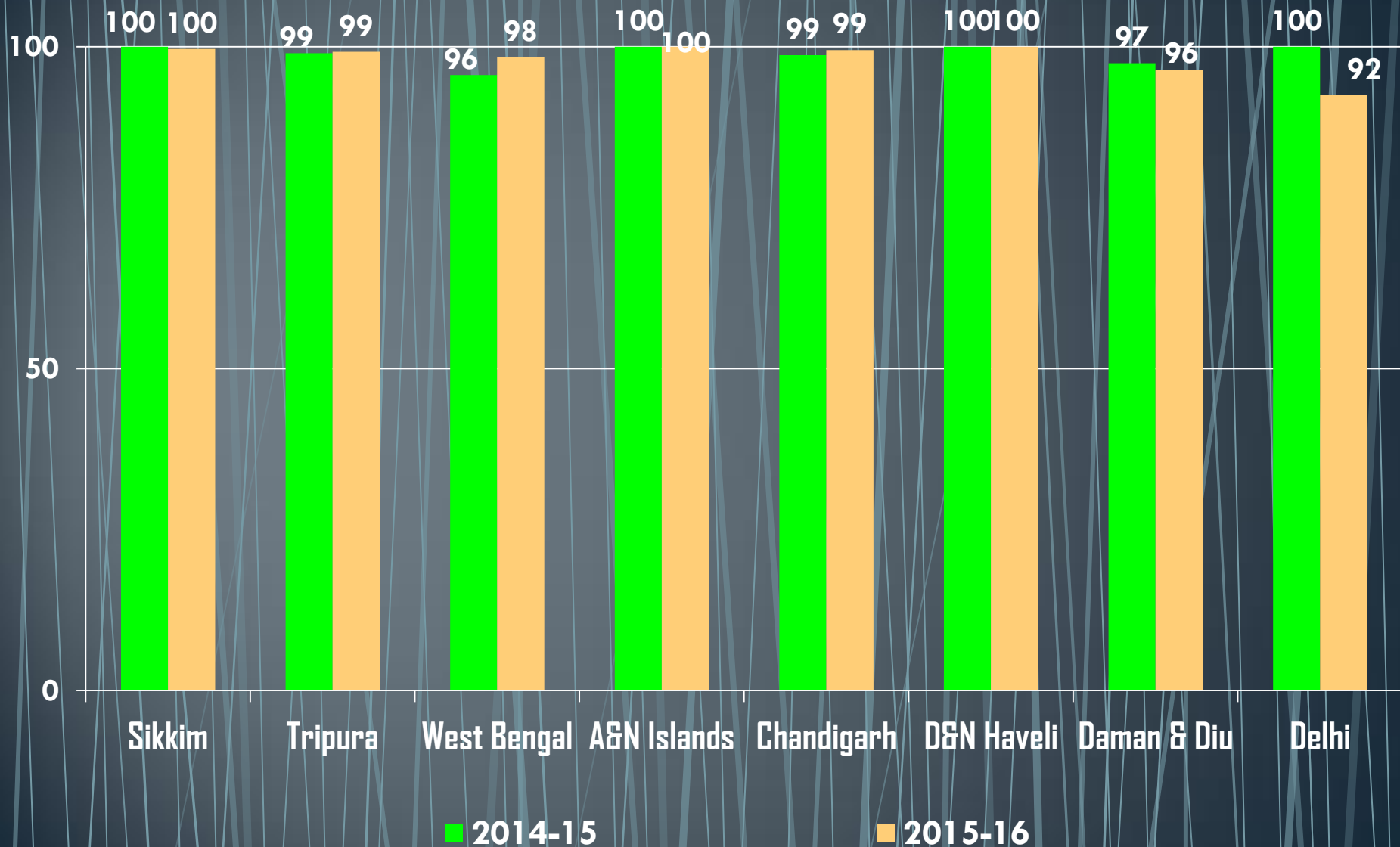
Cooking Cost Utilisation



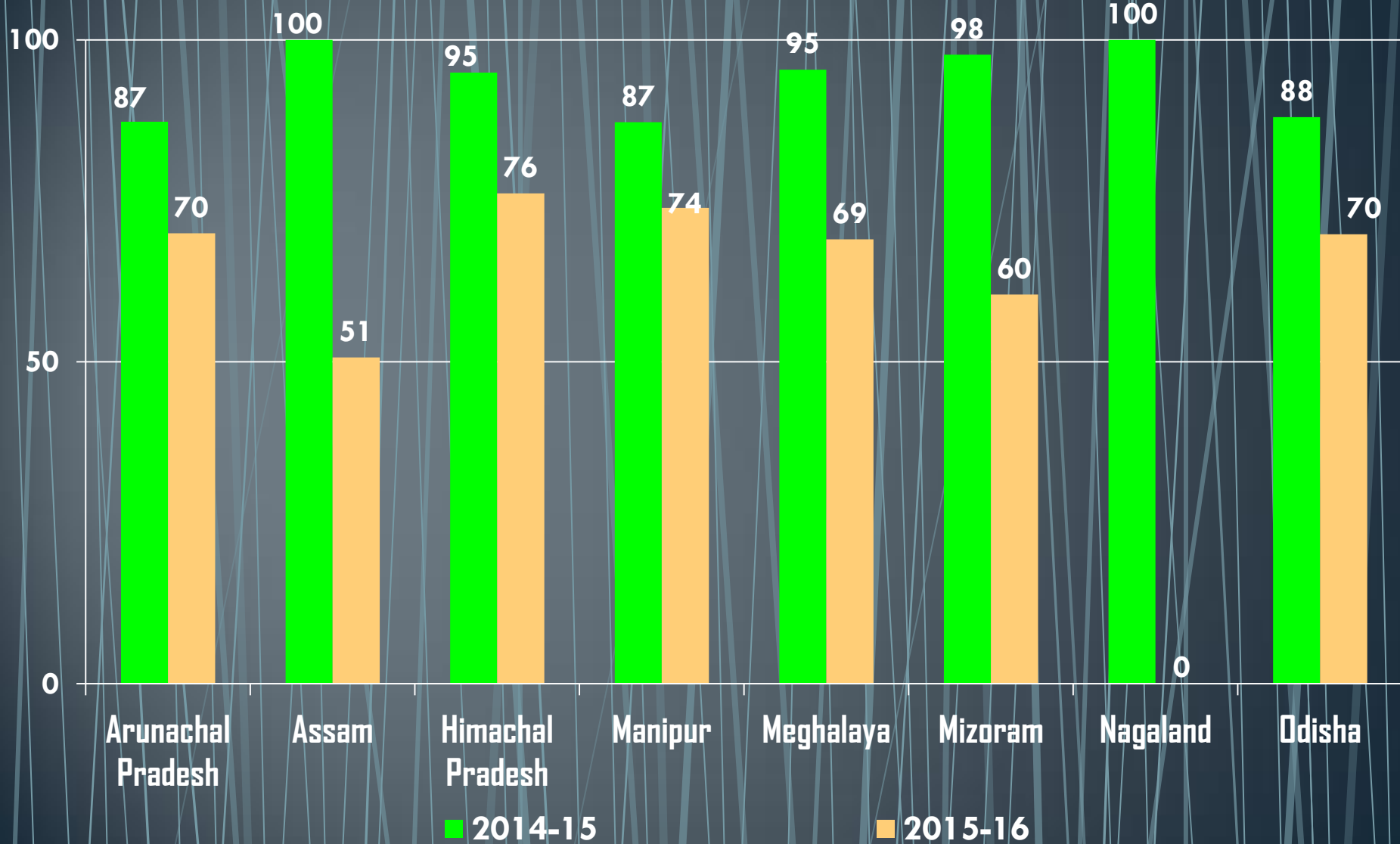
CCH - Engagement



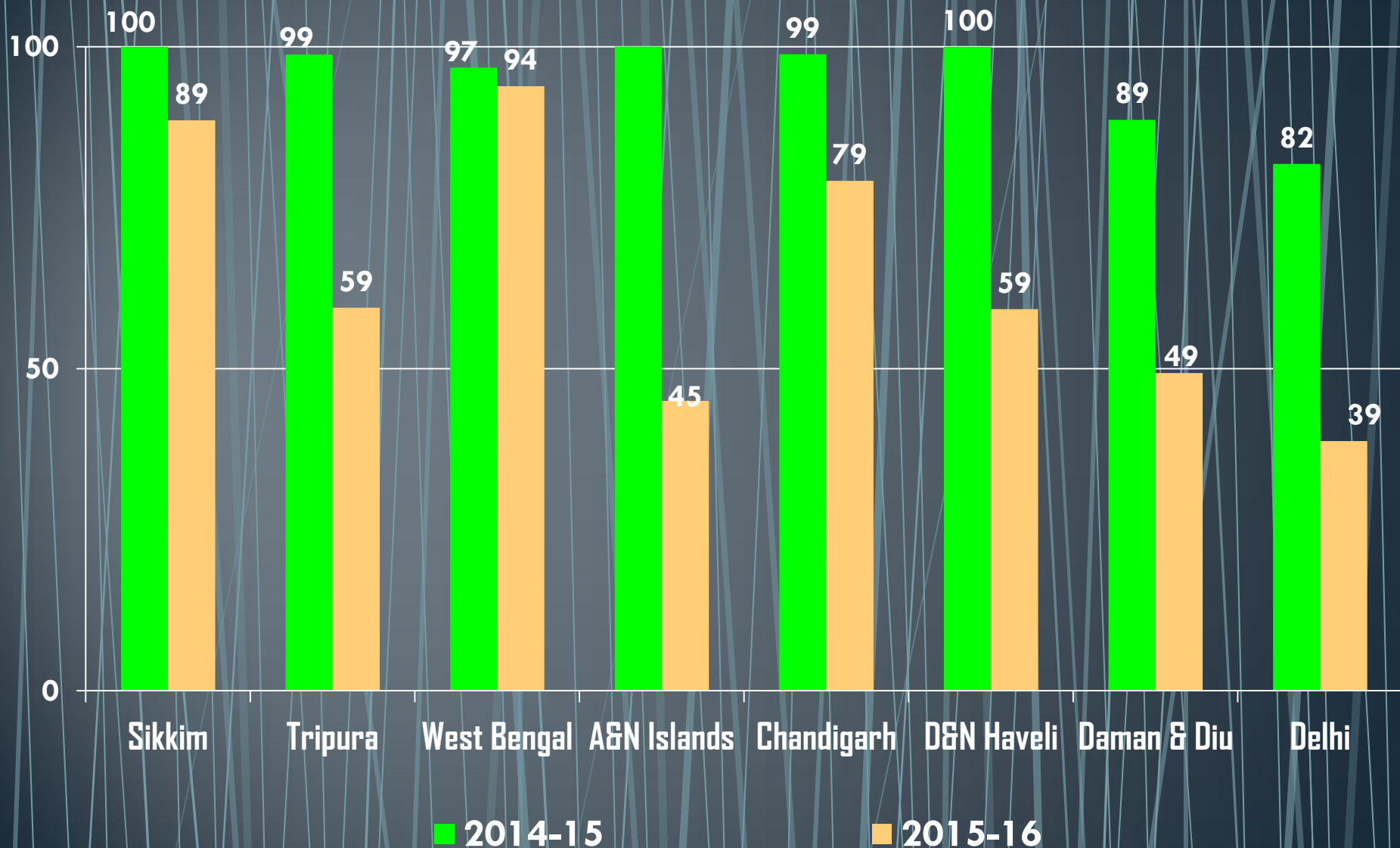
CCH - Engagement



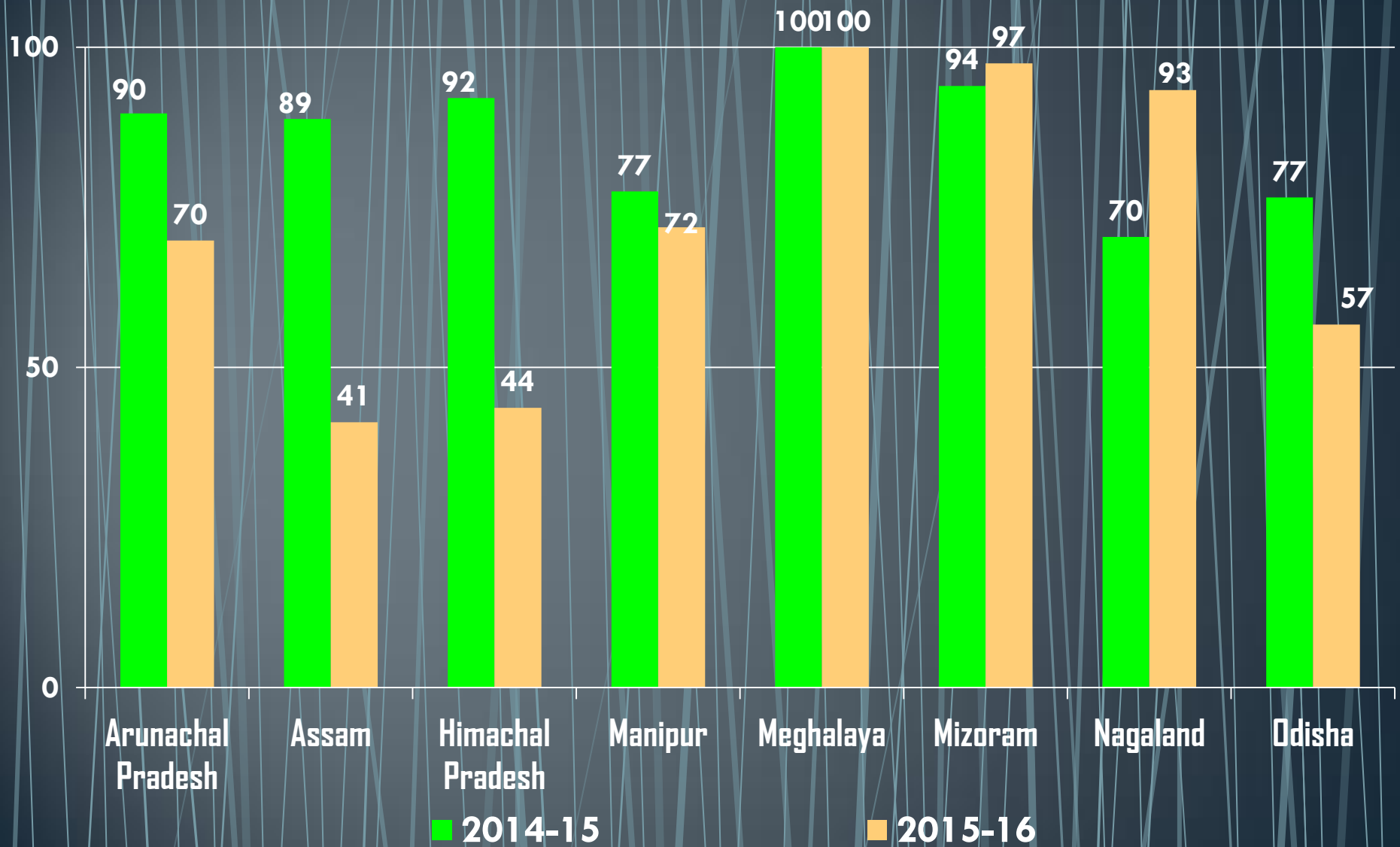
Payment of Honorarium to CCH



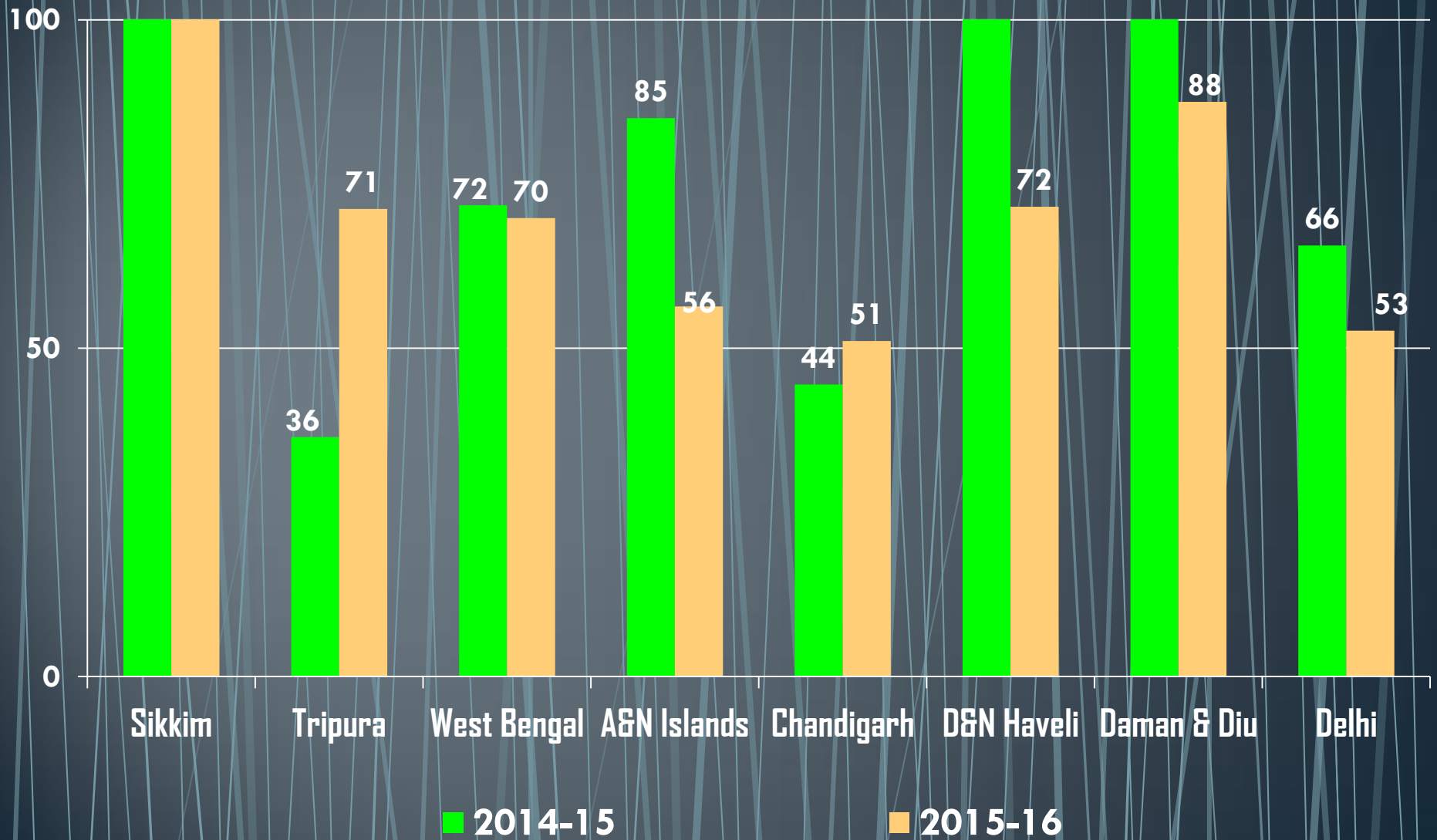
Payment of Honorarium to CCH



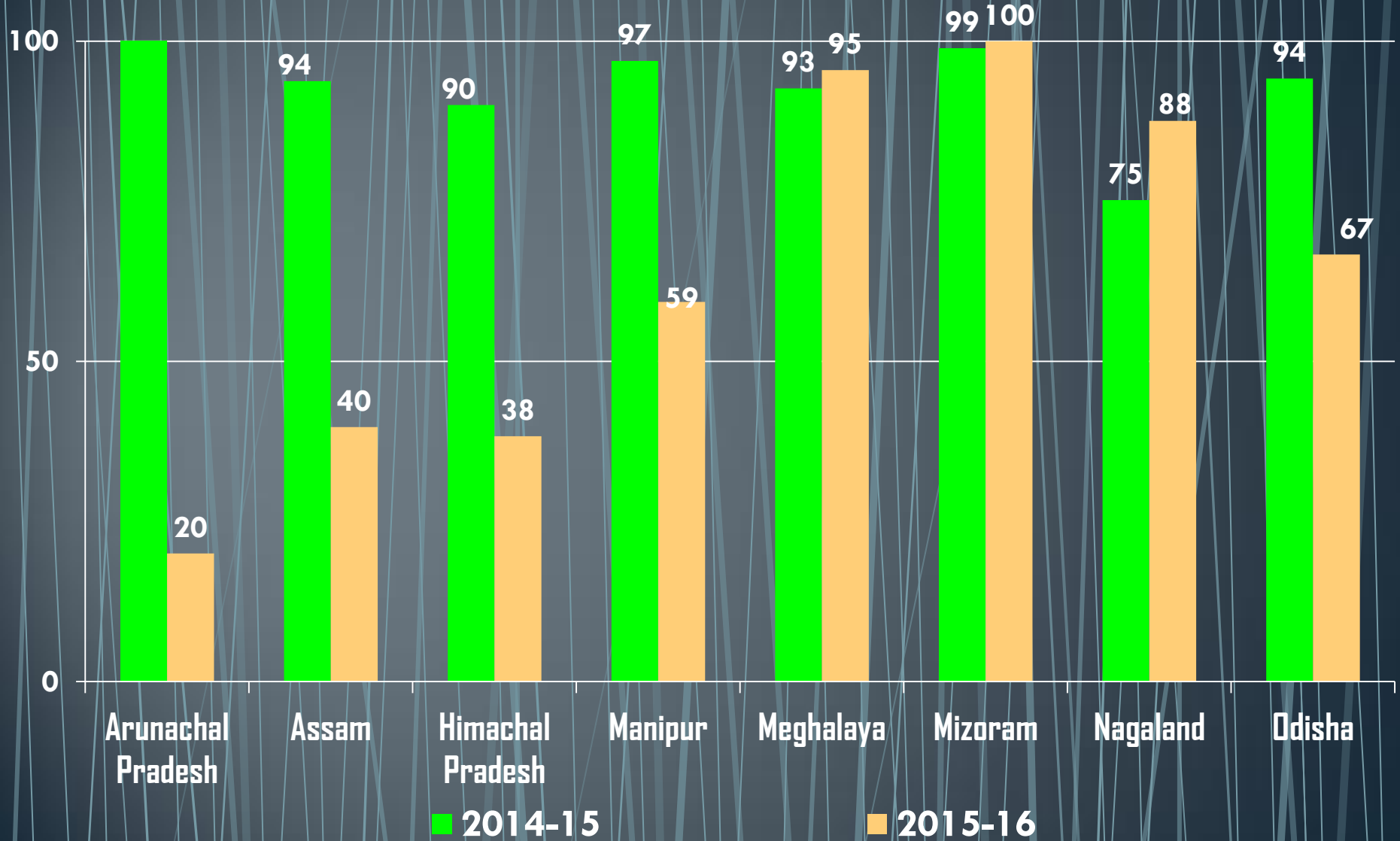
TA- Utilization



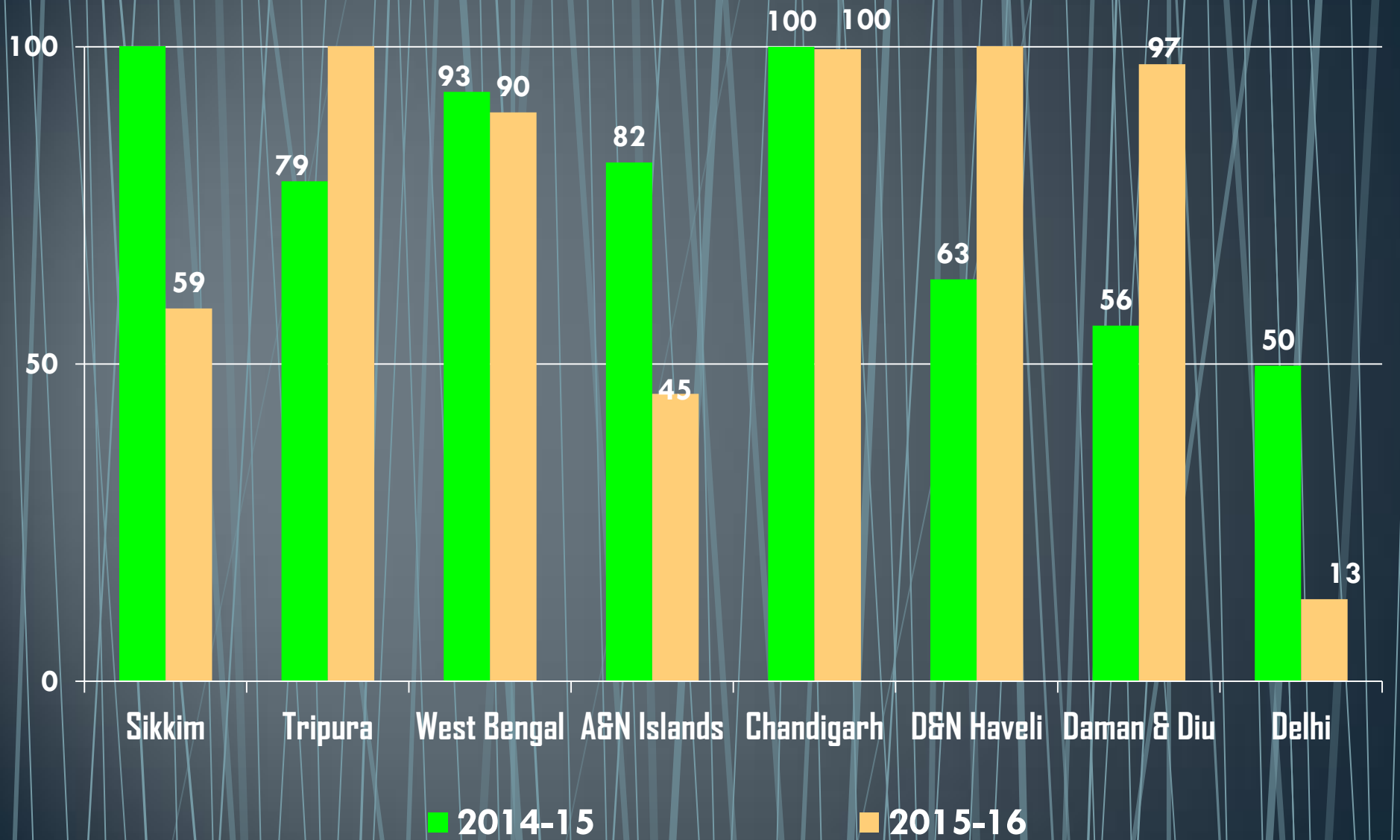
TA- Utilization



MME Utilization



MME Utilization



Review of infrastructure facilities

Construction of kitchen-cum-stores



State / UT	Kitchen-cum-stores			
	Sanctioned	Constructed	In progress	Yet to start
Arunachal Pr	4131	4084 (99%)	1	0
Assam	56795	39451 (69%)	8824	8520 (15%)
Himachal Pr	14959	14216 (95%)	141	602 (4%)
Manipur	3053	661 (22%)	2305	87 (3%)
Meghalaya	9491	8932 (94%)	359	200 (2%)
Mizoram	2396	2396 (100%)	0	0
Nagaland	2223	2223 (100%)	0	0
Odisha	69152	37022 (54%)	32130	0

Construction of kitchen-cum-stores



State / UT	Kitchen-cum-stores			
	Sanctioned	Constructed	In progress	Yet to start
Sikkim	936	936 (100%)	0	0
Tripura	5144	5565 (100+%)	0	0
West Bengal	81314	71737 (88%)	9577	0
A&N Islands	251	96 (38%)	45	110 (44%)
Chandigarh	10	7 (70%)	0	3 (30%)
D&N Haveli	50	32 (64%)	0	18
Daman & Diu	32	32 (100%)	0	0
Delhi	0	0	0	0

Status of Use of LPG under MDMS



S. No.	States / UTs	% school having LPG Connection	
		2014-15	2015-16
1	Arunachal Pr	0%	0%
2	Assam	2%	1%
3	Himachal Pr	87%	89%
4	Manipur	0%	0%
5	Meghalaya	0%	1%
6	Mizoram	34%	34%
7	Nagaland	79%	85%
8	Odisha	0%	23%

Source: AWP&B, 2015-16 & 2016-17

Status of Use of LPG under MDMS



S. No.	States / UTs	% school having LPG Connection	
		2014-15	2015-16
9	Sikkim	51%	52%
10	Tripura	2%	8%
11	West Bengal	8%	17%
12	A & N Islands	22%	22%
13	Chandigarh	6%	100%
14	D&N Haveli	100%	100%
15	Daman & Diu	100%	100%
16	Delhi	100%	100%

Source: AWP&B, 2015-16 & 2016-17

Status of Hand washing facilities in Schools



S. No.	States / UTs	% school having hand washing facilities	
		2014-15	2015-16
1	Arunachal Pr	94%	100%
2	Assam	66%	77%
3	Himachal Pr	100%	100%
4	Manipur	0%	0%
5	Meghalaya	0%	33%
6	Mizoram	58%	78%
7	Nagaland	0%	7%
8	Odisha	100%	94%

Status of Hand washing facilities in Schools



S. No.	States / UTs	% school having hand washing facilities	
		2014-15	2015-16
9	Sikkim	85%	84%
10	Tripura	100%	100%
11	West Bengal	100%	100%
12	A & N Islands	74%	99%
13	Chandigarh	100%	100%
14	D&N Haveli	64%	100%
15	Daman & Diu	100%	100%
16	Delhi	100%	100%

Procurement of Kitchen Devices- New



State/UT's	sanction during 2006-07 to 2015-16	Procured (C)		Yet to start	
		Physical	In %	Physical	in %
Arunachal Pr.	4431	4431	100	0	0
Assam	62267	62267	100	0	0
Himachal pr.	15356	15356	100	0	0
Manipur	3107	3107	100	0	0
Meghalaya	12089	11227	93	862	7
Mizoram	2428	2428	100	0	0
Nagaland	2751	2751	100	0	0
Orissa	67883	67883	100	0	0

Procurement of Kitchen Devices- New



State/UT's	Sanction during 2006-07 to 2015-16	Procured (C)		Yet to start	
		Physical	In %	Physical	in %
Sikkim	879	879	100.00	0	0
Tripura	6619	6581	99.43	38	1
West Bengal	90855	90855	100.00	0	0
A&N Islands	226	226	100.00	0	0
Chandigarh	50	50	100.00	0	0
D&N Haveli	283	283	100.00	0	0
Daman & Diu	94	94	100.00	0	0
Delhi	3065	3065	100.00	0	0

Procurement of Kitchen Devices- Replacement



District	Total Sanction during 2011-12, to 2015-16	Procured (C)		In progress (IP)		Yet to start	
		Physical	in %	Physical	in %	Physical	In %
Arunachal Pradesh	2082	2082	100	0	0	0	0
Assam	Nil						
Himachal pradesh	14940	13960	93	0	0	980	7
Manipur	0	0	0	0	0	0	0
Meghalaya	8882	3007	34	0	0	5875	66
Mizoram	1175	1175	100	0	0	0	0
Nagaland	1796	1796	100	0	0	0	0
Orissa	63705	63705	100	0	0	0	0

Procurement of Kitchen Devices- Replacement



District	Total Sanction during 2011-12, to 2015-16	Procured (C)		In progress (IP)		Yet to start	
		Physical	in %	Physical	in %	Physical	In %
Sikkim	779	779	100	0	0	0	0
Tripura	3764	3764	100	0	0	0	0
West Bengal	39933	39933	100	0	0	0	0
A&N Islands	0	0	0	0	0	0	0
Chandigarh	50	50	100	0	0	0	0
D&N Haveli				NIL			
Daman & Diu				NIL			
Delhi				NIL			

**Channelizing MDM components
through DBT Platform
(Honorarium of CCH)**

Bank accounts of the CCH engaged under MDMS



S. No.	States / UTs	% CCH having bank A/C	
		2014-15	2015-16
1	Arunachal Pr	0%	79%
2	Assam	0%	0%
3	Himachal Pr	77%	98%
4	Manipur	46%	48%
5	Meghalaya	0%	0%
6	Mizoram	0%	2%
7	Nagaland	0%	0%
8	Odisha	100%	100%

Source: AWP&B, 2015-16 & 2016-17

Bank accounts of the CCH engaged under MDMS



S. No.	States / UTs	% CCH having bank A/C	
		2014-15	2015-16
9	Sikkim	0%	100%
10	Tripura	100%	100%
11	West Bengal	37%	56%
12	A & N Islands	100%	100%
13	Chandigarh	100%	100%
14	D&N Haveli	100%	100%
15	Daman & Diu	100%	100%
16	Delhi	0%	0%

Source: AWP&B, 2015-16 & 2016-17

Review of Monitoring Structure

Status of SSMC Meetings during 2015-16

S. No.	States / UTs	Number of meetings	
		2014-15	2015-16
1	Arunachal Pr	2	0
2	Assam	1	0
3	Himachal Pr	3	1
4	Manipur	4	0
5	Meghalaya	2	2
6	Mizoram	0	1
7	Nagaland	2	1
8	Odisha	4	2

Status of SSMC Meetings during 2015-16



S. No.	States / UTs	Number of meetings	
		2014-15	2015-16
9	Sikkim	1	1
10	Tripura	2	2
11	West Bengal	1	0
12	A & N Islands	0	1
13	Chandigarh	1	0
14	D&N Haveli	0	0
15	Daman & Diu	3	1
16	Delhi	2	0

Number of meetings at district level during 2015-16



S. No.	States / UTs	Number of meetings	
		District level committee - senior most M.P. of Loksabha	District S M C - District Magistrate
1	Arunachal Pr	0	29
2	Assam	19	320
3	Himachal Pr	0	0
4	Manipur	1	29
5	Meghalaya	10	11
6	Mizoram	0	0
7	Nagaland	0	24
8	Odisha	11	32

Source: AWP&B, 2016-17

Number of meetings at district level during 2015-16



S. No.	States / UTs	Number of meetings	
		District level committee by the senior most M.P. of Loksabha	District S M C headed by District Megistrate
9	Sikkim	0	2
10	Tripura	0	16
11	West Bengal	12	82
12	A & N Islands	0	2
13	Chandigarh	0	1
14	D&N Haveli	1	3
15	Daman & Diu	2	0
16	Delhi	0	0

Inspection carried out till December 2015



S.No	States /UTs	Total No. of Institutions	Total No. of Inst. Inspected	% institutions inspected
1	Arunachal Pradesh	3353	2809	84%
2	Assam	57206	54049	94%
3	Himachal Pradesh	15337	17356	113%
4	Manipur	3639	4488	123%
5	Meghalaya	12089	3402	28%
6	Mizoram	2571	1053	41%
7	Nagaland	2229	518	23%
8	Orissa	62640	62183	99%

Inspection carried out till December 2015



S.No	States /UTs	Total No. of Institutions	Total No. of Inst. Inspected	% institutions inspected
9	Sikkim	872	1052	121%
10	Tripura	6566	25409	387%
11	West Bengal	83305	76118	91%
12	Andaman Nicobar	338	426	126%
13	Chandigarh	116	443	382%
14	Dadra & Nagar Haveli	283	413	146%
15	Daman and Diu	90	266	296%
16	Delhi	3077	3905	127%

Tasting of Meals

Tasting of quality of meals

- MDM Guidelines 2006, envisage tasting of mid day meals by 2-3 adults including at least one teacher before it is served to the children.
- The updated guidelines on food safety and hygiene issued on 13.02.2015 also reiterate that testing of food by a teacher just before serving is mandatory, a record for which is to be maintained.
- It provides that SMC member should also taste the food on a rotation basis along with the teacher.

Tasting of quality of meals

- Mid Day Meal Rules 2015 envisage that the SMC shall also monitor the implementation of MDMS and oversee the quality of meals provided to the children, cleanliness of a place, cooking and maintenance of hygiene in implementation of the MDMS.

Tasting of quality of meals

- On 4th December 2015 MHRD issued letter regarding “Presence of parents for supervision and tasting of the quality of the meals under MDMS”.
- in addition to the mandatory tasting by one teacher, at least one parent and preferably two who may or may not be SMC members should be present during serving of the meals to students so that they can taste the food as well as certify the number of children who partake of MDM.
- a roster of such parents be drawn up in advance on a monthly basis and a register to record their observations be also maintained at the school.

Status of tasting of meals by community (Mother's group) in Schools



S. No.	States / UTs	tasting of meals by community in % schools	
		2014-15	2015-16
1	Arunachal Pr	99%	73%
2	Assam	100%	98%
3	Himachal Pr	0%	0%
4	Manipur	0%	14%
5	Meghalaya	0%	0%
6	Mizoram	0%	8%
7	Nagaland	0%	0%
8	Odisha	31%	36%

Status of tasting of meals by community (Mother's group) in Schools



S. No.	States / UTs	tasting of meals by community in % schools	
		2014-15	2015-16
9	Sikkim	3%	3%
10	Tripura	100%	100%
11	West Bengal	25%	15%
12	A & N Islands	100%	100%
13	Chandigarh	100%	100%
14	D&N Haveli	100%	100%
15	Daman & Diu	100%	100%
16	Delhi	100%	87%

Source: AWP&B, 2015-16 & 2016-17



WEEKLY MENU
MONDAY & TUESDAY :- RICE & VEG. CURRY
WEDNESDAY & THURSDAY :- RICE & EGG CURRY
FRIDAY :- "MICHUDI"
SATURDAY :- PESH (Sweet dish) ...

I thank You !